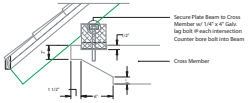

Section Enlargement @ Cross Member

Scale: 2"= 1'-0"

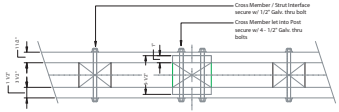

Plan Enlargement @ Cross Member / Post / Strut Intersection

Scale: 2"= 1'-0"



Section @ Upper Panel Frame

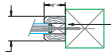

Section @ Side Panel Frame

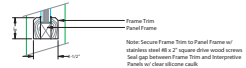

Section @ Lower Panel Frame

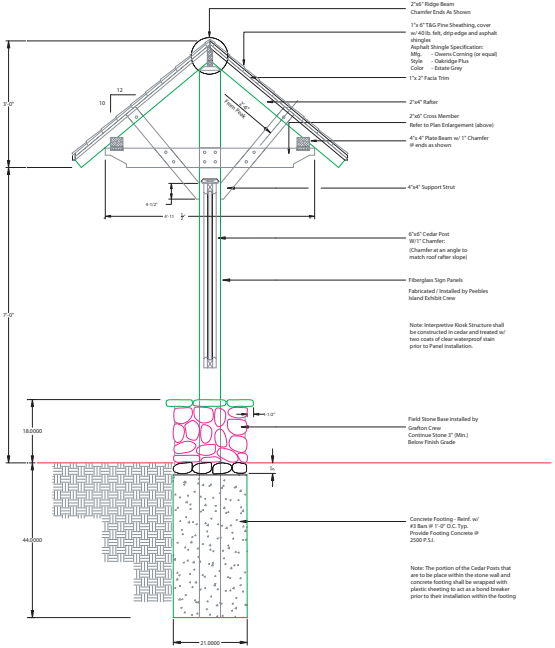

Kiosk Section / Elevation

Scale: 1"= 1'-0"

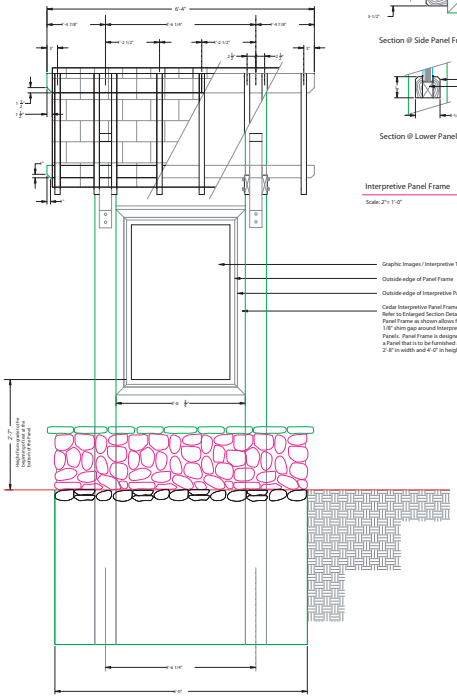

Interpretive Panel Frame

Scale: 2"= 1'-0"

Graphic Images / Interpretive Text

Outside edge of Panel Frame

Outside edge of Interpretive Panel

Cedar Interpretive Panel Frame
Refer to Enlarged Section Detail
Panel Frame as shown allows for a 1/8" shim gap around Interpretive Panels. Panel Frame is designed for a Panel that is to be furnished at 2'-8" in width and 4'-0" in height.

Materials List:

Qty.	Size	Description
(2)	6"x6"x14'-0"	Post
(4)	2"x6"x6'-0"	Cross Members
(2)	4"x4"x6'-6"	Plate Beam
(1)	2"x6"x6'-0"	Ridge Beam
(16)	2"x4"x4'-6"	Rafters
(4)	4"x4"x3'-0"	Support Strut
(18)	1"x6"x6'-6"	T&G Roof Sheathing
(32 LL)	1"x2"	Facia Trim
(1)	5/4"x6"x6'-0"	Int. Panel Frame Top Cap
(16 LL)	2"x4"	Int. Panel Frame
(32 LL)	5/4"x4"	Int. Panel Frame Trim
(1)	2'-8"x4'-0"x1/2"	Ext. Plywood (space)
(1 sq.)	Arch. Grade	Asphalt Shingles

Note:

- Stone base materials and construction to be provided by Park maintenance forces.
- Connection hardware to be selected/specified by Spa Park carpentry shop.
- Asphalt shingles shall be attached to roof w/ 1/2" galv. roofing nails (Note: Longer fasteners will protrude through sheathing and become visible from beneath - this should be avoided.)

1 Interpretive Kiosk

Section / Elevation / Plan

Scale: As Noted

Saratoga – Capital District Region
Saratoga Springs, New York, 12866

Grafton Lakes State Park Interpretive Kiosk

Project Title:

Kiosk Elevation / Section / Plan

Sheet Title:

S.E.M.
Drawn By:

As Noted
Scale:

1 of 1
Sheet:

S.E.M.
Design By:

G.H.L.
Checked By:

2/16/00
Date:

SPGL - 9803
Project Number:

S-1
Drawing Number:

Two-panel kiosk with stone masonry base (above).

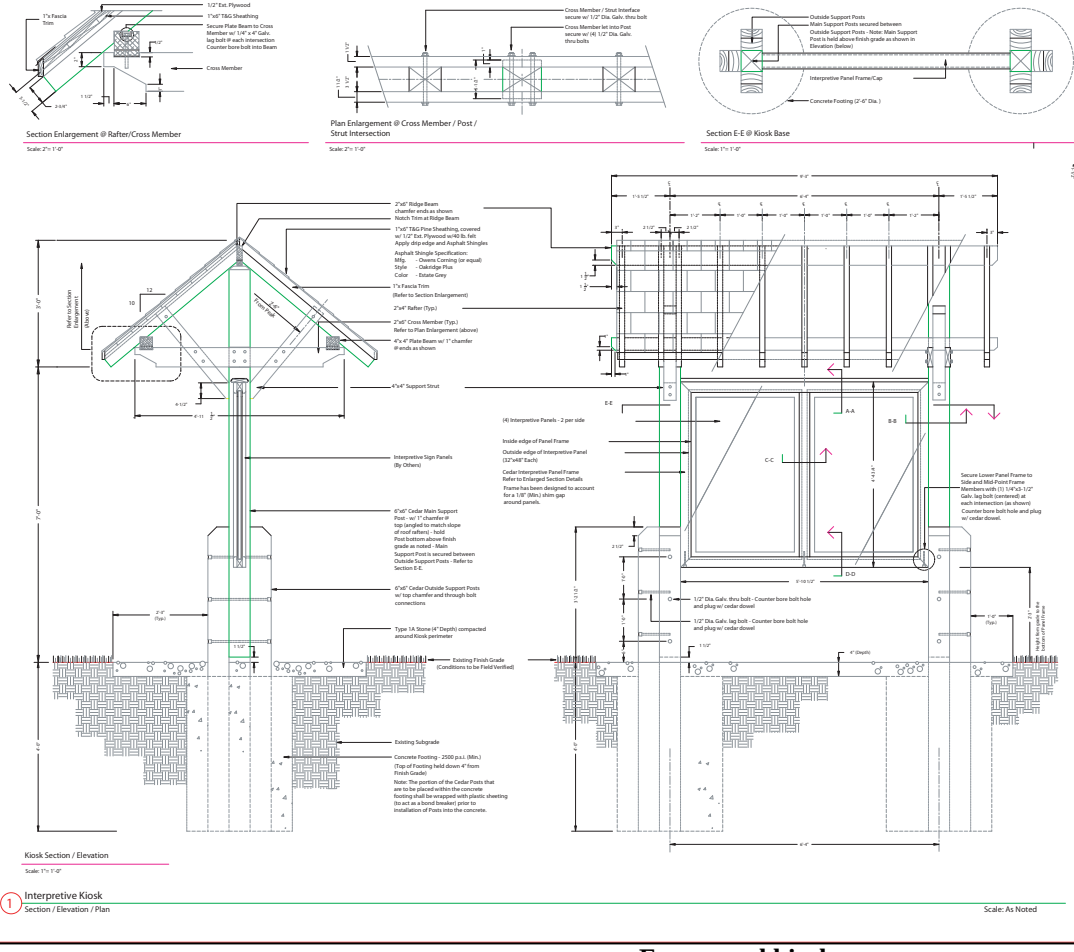

Qty.	Size	Description
(2)	6"x6"x10'-0"	Main Support Post
(6)	6"x6"x8'-0"	Outside Support Posts
(4)	2"x6"x6'-0"	Cross Members
(2)	4"x4"x9'-6"	Plate Beam
(1)	2"x6"x10'-0"	Ridge Beam
(22)	2"x4"x4'-6"	Rafters
(4)	4"x4"x12'-0"	Support Strut
(18)	1"x6"x9'-0"	T&G Roof Sheathing
(88 LF.)	1"x4"	Fascia Trim
(1)	5/4"x6"x6'-0"	Int. Panel Frame Top Cap
(26 LF.)	2"x4"	Int. Panel Frame
(52 LF.)	5/4"x4"	Int. Panel Frame Trim
(1)	4'-0"x8'-0"x1/2"	Ext. Plywood (for spacers)
(1 sq.)	Arch. Grade	Asphalt Shingles
(35 LF.)	Alum. Drip Edge	Color: Brown
(4)	4'-0"x8'-0"x1/2"	Ext. Plywood (for roof)
(1 c.y.)	Concrete	Post Footing
(1 c.y.)	Type 1A Stone	Perimeter Surface Stone

General Notes:

- Materials list as noted excludes all hardware quantities. Contractor shall verify all listed quantities.
- Secure asphalt shingles to the roof w/ 1" galv. roofing nails (No fasteners shall be visible from the underside of the roof or protruding through the T&G roof sheathing).
- Kiosk shall be constructed with Cedar and other lumber species as listed in Specification Section 06100.
- After installation, the entire Interpretive Kiosk Structure shall be treated w/ two coats of clear waterproof stain.

Four-panel kiosk.